

From the early 1600's to
the early 1900's

*The migration of Marthie
Agnes Slover Swasey\Sweazea
line ancestors inside the
North American Continent*

Descriptions of the following pages

- Slide 1 shows the first location in the new Colonies.
- Slides 2 through 4 show migration through multiple states before arriving in Texas.
- Slide 5 has a map overview of the migration path.

Slide
1



1600

1625

1650

1675

1700

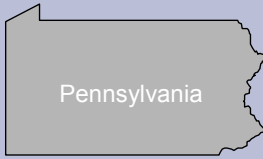
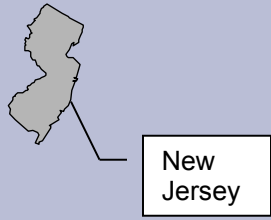


The Swasey
line is found
in NY no
later than
1650.



Slide
2

Slide 2



1700

1725

1750

1775

1800

Slide 1

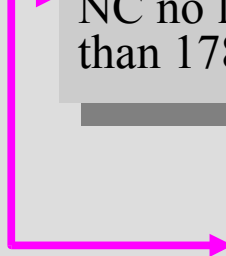

The Swasey line is found in NJ no later than 1745.

The Sweazea line is found in PA no later than 1770.

Slide 3

The Sweazea line is found in NC no later than 1783.

The Sweazea line is found in GA no later than 1790.



Slide
3



1800

1825

1850

1875

1900

Slide
2


The Sweazea line is found in TN no later than 1809.

The Sweazea line is found in MO no later than 1823.

The Sweazea line is found in TX no later than 1847.

Ferbie Sweazea married Charles Slover in TX in 1890.

Slide
4



Slide
4



1900

1925

1950

1975

2000



Marthie Agnes
Slover born in
Castro County
Texas in 1905.

Slide
3



Slide
5

